



MARKET TRENDS & ANALYSIS Q2 - 2024

BUILD+ DELIVERS THE BEST, MOST ACCURATE REAL-TIME DATA, AND PROVIDES ANSWERS TO YOUR VITAL QUESTIONS.

COST INDEXES

Building Cost Index

+1.9%

ANNUAL INFLATION RATE

JULY 2024

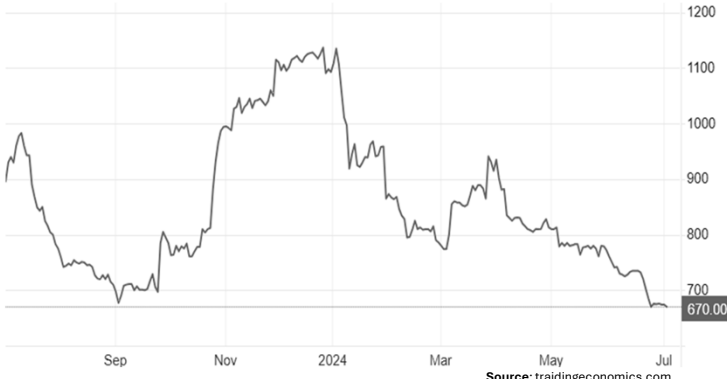
1913=100	INDEX VALUE	MONTH	YEAR
BUILDING COST	8331.36	+0.1%	+1.9%
SKILLED LABOR	11702.82	0.0%	+0.6%
WAGE \$/HR.	64.95	0.0%	+0.6%

Source: ENR CONSTRUCTION ECONOMICS REPORT, JUNE 3rd, 2024

1 YEAR STEEL MARKET

Hot-Rolled Coil Steel

Trading Economics

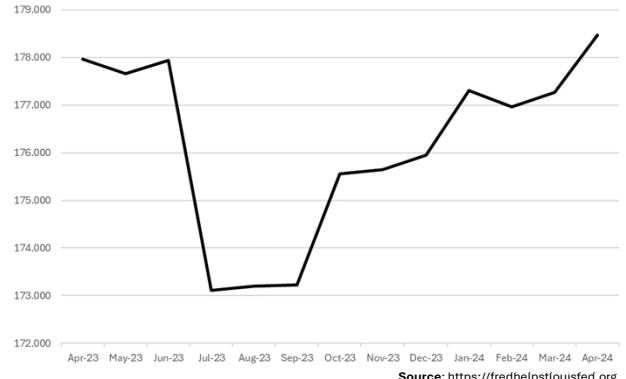


Source: tradingeconomics.com

1 YEAR CONCRETE MARKET

Concrete Contractors

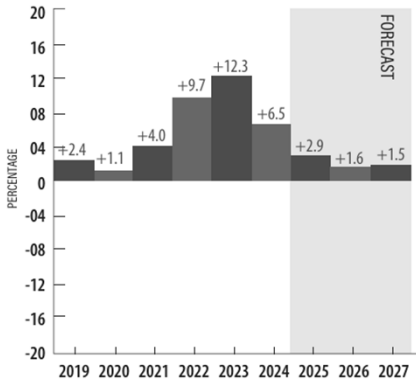
Federal Reserve Economic Data



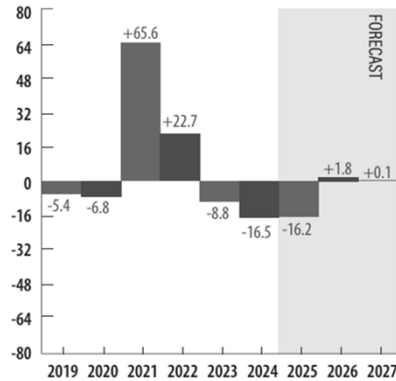
Source: <https://fredhelpstouisfed.org>

MATERIAL FORECASTS

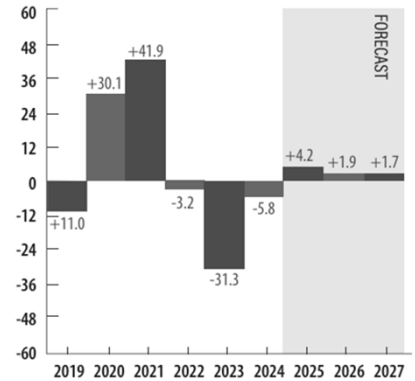
CEMENT



STRUCTURAL STEEL



SOFTWOOD LUMBER

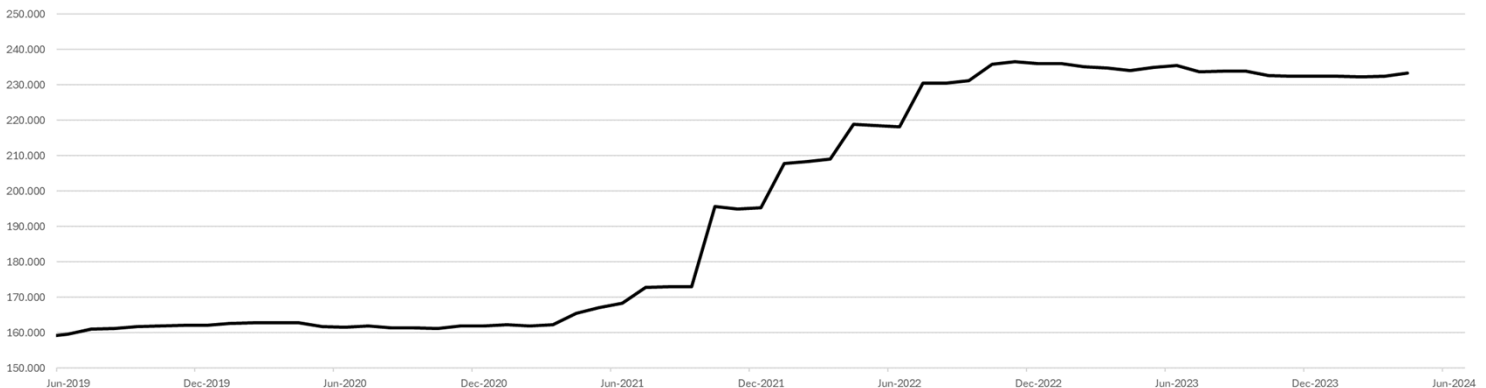


Source: S&P GLOBAL MARKET INTELLIGENCE

5 YEAR INDUSTRY TREND

New Warehouse Building Construction

Federal Reserve Economic Data



Source: <https://fredhelpstouisfed.org>

THE INFORMATION PROVIDED IN THIS FORM IS FOR GENERAL INFORMATIONAL PURPOSES ONLY
PROPRIETARY & CONFIDENTIAL

YOUR GUIDE THROUGH
DESIGN & CONSTRUCTION
WWW.CENTREX.CC



LET'S TALK!
HELLO@CENTREX.CC
503.684.0443