



# MARKET TRENDS & ANALYSIS

## Q1 - 2024

BUILD+ DELIVERS THE BEST, MOST ACCURATE REAL-TIME DATA, AND PROVIDES ANSWERS TO YOUR VITAL QUESTIONS

### COST INDEXES

**Building Cost Index**

**+3.8%**

ANNUAL INFLATION RATE

APRIL 2024

1913=100	INDEX VALUE	MONTH	YEAR
BUILDING COST	8305.54	+0.2%	+3.8%
SKILLED LABOR	11681.59	+0.1%	+2.6%
WAGE \$/HR.	64.83	+0.1%	+2.6%

The Building Cost Index was up 3.8% on an annual basis, while the monthly component rose 0.2%.

SOURCE: ENR CONSTRUCTION ECONOMICS REPORT, APRIL 15TH 2024

### 1 YEAR STEEL MARKET

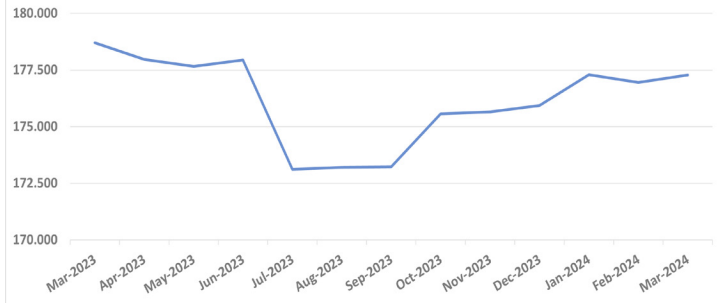
Hot-Rolled Coil Steel

Trading Economics



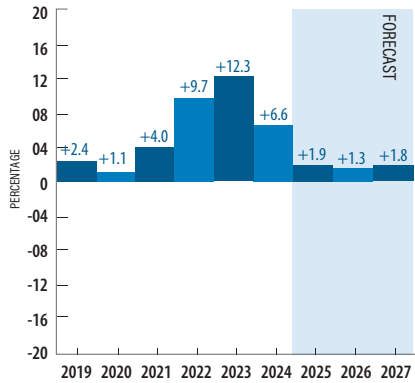
### 1 YEAR CONCRETE MARKET

FRED Graph Observations Federal Reserve Economic Data - Link: <https://fred.stlouisfed.org>  
Economic Research Division Federal Reserve Bank of St. Louis  
Producer Price Index by Industry: Concrete Contractors, Nonresidential Building Work

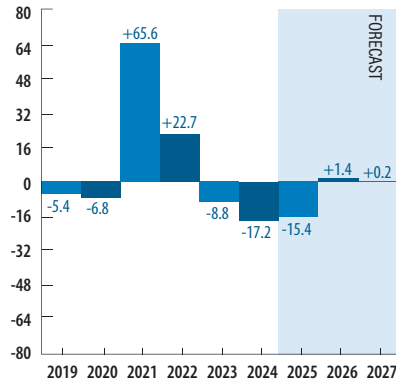


### MATERIAL FORECAST

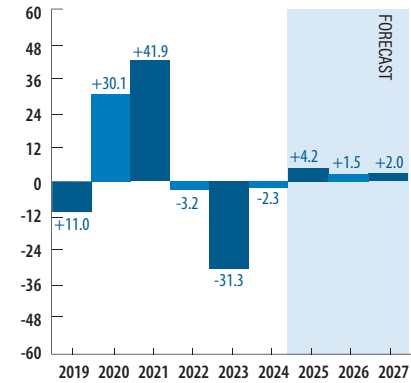
#### CEMENT



#### STRUCTURAL STEEL



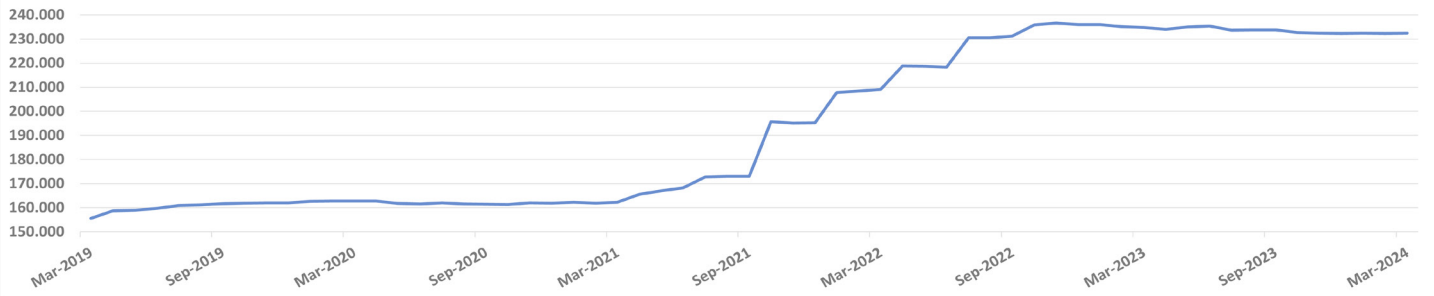
#### SOFTWOOD LUMBER



SOURCE: S&P GLOBAL MARKET INTELLIGENCE

### 5 YEAR INDUSTRY TREND

FRED Graph Observations Federal Reserve Economic Data - Link: <https://fred.stlouisfed.org>  
Economic Research Division Federal Reserve Bank of St. Louis  
Producer Price Index by Industry: New Warehouse Building Construction



THE INFORMATION PROVIDED IN THIS FORM IS FOR GENERAL INFORMATIONAL PURPOSES ONLY  
PROPRIETARY & CONFIDENTIAL

YOUR GUIDE THROUGH  
DESIGN & CONSTRUCTION  
[WWW.CENTREX.CC](http://WWW.CENTREX.CC)



LET'S TALK!  
[HELLO@CENTREX.CC](mailto:HELLO@CENTREX.CC)  
503.684.0443